





YEAR 8 CONTINUITY OF LEARNING**2 WEEK CYCLE FROM MONDAY 13 MAY TO FRIDAY 24 MAY**

| CORE Subjects | Lesson and Resources | Notes / Extension Task |
|----------------------|-----------------------------|-------------------------------|
| ENGLISH | | |



| CORE Subjects | Lesson and Resources | Notes / Extension Task |
|---|--|---|
| <p style="text-align: center;">MATHS</p> | <p><u>Lesson 1</u> Pie charts Sparx M165 Follow the link and click on the play button and watch the video and answer the questions. Click the tick at the bottom to check your answers. Pie charts</p> | <p>Sparx - How to Use</p> <p><u>Notes:</u> Where relevant, find the Sparx Task by clicking on Independent Learning:</p>  |
| | <p><u>Lesson 2</u> Pie charts Sparx M574 Follow the link and click on the play button and watch the video and answer the questions. Click the tick at the bottom to check your answers. Pie charts draw</p> | <p>And then search for the relevant task in the Search bar:</p>  <p>Use the videos for support as you answer the questions.</p> |
| | <p><u>Lesson 3</u> Calculating the mean Sparx: M940 Follow this link and answer the Mean questions. Click the tick at the bottom to check your answers. Mean</p> | <p><u>Extension Tasks:</u> Complete all Compulsory, Target and XP Boost tasks at 100%</p> |

| CORE Subjects | Lesson and Resources | Notes / Extension Task |
|---------------------|---|--|
| <p>MATHS</p> | <p><u>Lesson 4</u> Median Sparx: M934 Follow this link and answer Median question. Click the tick at the bottom to check your answers. Median</p> | <p>Sparx - How to Use</p> <p><u>Notes:</u> Where relevant, find the Sparx Task by clicking on Independent Learning:</p>  <p>And then search for the relevant task in the Search bar:</p>  <p>Use the videos for support as you answer the questions.</p> <p><u>Extension Tasks:</u> Complete all Compulsory, Target and XP Boost tasks at 100%</p> |
| | <p><u>Lesson 5</u> Mode Sparx: M840 Follow the links and answer the Mode questions. Click the tick at the bottom to check your answers. Mode</p> | |
| | <p><u>Lesson 6</u> Range Sparx: M328 Follow the links and answer the Range questions. Click the tick at the bottom to check your answers. Range</p> | |
| | <p><u>Lesson 7</u> Averages Follow the links and answer the Apply questions. Click the tick at the bottom to check your answers. Mode</p> | |

YEAR 8 CONTINUITY OF LEARNING

2 WEEK CYCLE FROM MONDAY 13 MAY TO FRIDAY 24 MAY

| CORE Subjects | Lesson and Resources | Notes / Extension Task |
|----------------|---|---|
| SCIENCE | Lesson and resources: Seneca> KS 3> Science | <p><u>To access lesson:</u></p> <p>Log in to Seneca using your school email address and the password seneca2020. Select KS3 Science</p> |
| | Lesson 1 - 4.1.1 - 4.1.6. Thinking scientifically | |
| | Lesson 2 - 4.1.7 - 4.1.12 | |
| | Lesson 3 - Biology> cells, tissues and organs 1.1.1 - 1.1.12 | |
| | Lesson 4 - Biology> cells, tissues and organs 1.1.13 - 1.1.27 | |
| | Lesson 5 - Chemistry > particles > 2.1.1-2.1.7 | |

| Foundation Subject | Lesson and Resources | Notes / Extension Task |
|---------------------|---|---|
| <p>ART</p> | <p><u>Impressionism</u></p> <p>During this new project we are going to understand the work of the impressionists and paint as the impressionist artists did.</p> <p>Today you should copy one of Monet's painting using little dashes of different colours. You can use any media available, pens, pencils, felt tips, paint, etc.</p> <p>Write your name surname, class code and present the work to your teacher when you are back in your class.</p> <div style="display: flex; justify-content: space-around;">   </div> | <p>If you finish earlier than 1 hr and 15 minutes, take photos of yourself on your phone and do it again!</p> <p>Note: If you are UNSURE at any point, please contact Mrs Palomino with any questions and further guidance.</p> |
| <p>DRAMA</p> | <p>Research Commedia dell' Arte and masks</p> | |

| Foundation Subject | Lesson and Resources | Notes / Extension Task |
|----------------------|---|---|
| <p>FRENCH</p> | <p>Here are the topics that we are studying this term:</p> <p>Going out and Staying in</p> <ul style="list-style-type: none"> • Health and Fitness • Describing your routine • How healthy you are • Recommendations and resolutions for healthy living • At the doctors <p>Revise these topics here on BBC Bitesize:</p> <p>Parts of the body Health and fitness Sports and Hobbies Sporting activities in Marseille Hobbies</p> <p>Advanced: at the doctor's</p> <p>Practise the vocabulary from the French page in your Knowledge Organiser.</p> | <p>Notes:</p> <ol style="list-style-type: none"> 1. Watch the video on Bitesize and complete the activities. 2. Make a note of any new words in French and English 3. Write a short paragraph (50 words) about the topic. Use opinions, past tense and future tense. Revise writing it out from memory – ask someone at home to test you if possible! <p>Homework / Extension tasks:</p> <ol style="list-style-type: none"> 1. Active Learn. Go to https://www.pearsonactivelearn.com/app/Home Your username is your Regis School email. Your password is Tr5Reset22 Complete set tasks. |

| Foundation Subject | Lesson and Resources | Notes / Extension Task |
|-------------------------|---|--|
| <p>GEOGRAPHY</p> | <p>Follow the links below to watch and complete the Oak National lessons. Ensure you are in a suitable environment to work where you can listen to the teacher recording of the lesson. You will pause and complete all activities and record your work on the worksheet uploaded or in a notebook or on paper.</p> <p>Only complete the amount of lessons you would have missed had you have been in school.</p> <p>Website: https://continuityoak.org.uk/Lessons</p> <p>Spring Term 2/Summer Term 1: Rivers Go to- Geography- Year 8- Unit 2- Population</p> <p>Week beginning 13/5- END OF YEAR EXAM REVISION- SEE ARBOR FOR REVISION ACTIVITIES</p> | <p>If you have finished all the tasks in the lesson and resources section and wish to continue some more geography work log on to Seneca using your school account.</p> <p>Search for KS3 Geography and work your way through the learning and quizzes for the topic you are currently learning.</p> |
| <p>HISTORY</p> | <p>Lesson 39: What was the Declaration of Independence? https://classroom.thenational.academy/lessons/the-declaration-of-independence-70wk0r</p> <p>Lesson 40: What were the causes of the French Revolution? https://classroom.thenational.academy/lessons/the-ancien-regime-c8uker</p> <p>Lesson 41: Why did the French rise up? https://classroom.thenational.academy/lessons/the-1789-revolution-ctk3ec</p> | |

YEAR 8 CONTINUITY OF LEARNING

2 WEEK CYCLE FROM MONDAY 13 MAY TO FRIDAY 24 MAY

| Foundation Subject | Lesson and Resources | Notes / Extension Task |
|--------------------------|--|--|
| MUSIC | Tasks will appear here when available. While they are not available, refer to the Year 8 Knowledge Organiser for tasks or ask your teacher. | |
| RELIGIOUS STUDIES | Lesson 1 Dhamma, karma, and rebirth https://www.thenational.academy/pupils/l/buddhism-beliefs-and-teachings-9bab/lessons/dhamma-karma-and-rebirth-ccu3gc/overview | Notes: Open the link and complete the lesson by following the instructions for each task. Extension task: Open the link and complete the lesson, pause the video as and when needed: https://www.thenational.academy/pupils/l/buddhism-beliefs-and-teachings-9bab/lessons/the-eightfold-path-c5hp2c/overview |
| | Lesson 2 The four noble truths https://www.thenational.academy/pupils/l/buddhism-beliefs-and-teachings-9bab/lessons/the-four-noble-truths-68rpr/overview | Notes: Open the link and complete the lesson by following the instructions for each task. Extension task: Open the link and complete the lesson, pause the video as and when needed: https://www.thenational.academy/pupils/l/buddhism-beliefs-and-teachings-9bab/lessons/buddhist-scripture-6dk32r/overview |

| Foundation Subject | Lesson and Resources | Notes / Extension Task |
|-----------------------|---|---|
| <p>SPANISH</p> | <p>Here are the topics that we are studying this term:</p> <p>Going out and Staying in</p> <ul style="list-style-type: none"> - Health and Fitness - Describing your routine - How healthy you are - Recommendations and resolutions for healthy living - At the doctors - School and Future plans <p>Revise these topics here on BBC Bitesize:</p> <p>Health and Fitness</p> <p>Describing your routine</p> <p>How healthy you are</p> <p>Recommendations and resolutions for healthy living</p> <p>At the doctors</p> <p>School</p> <p>Work and future plans</p> | <p>Notes:</p> <ol style="list-style-type: none"> 4. Watch the video on Bitesize and complete the activities. 5. Make a note of any new words in Spanish and English 6. Write a short paragraph (50 words) about the topic. Use opinions, past tense and future tense. Revise writing it out from memory – ask someone at home to test you if possible! <p>Homework / Extension tasks:</p> <ol style="list-style-type: none"> 2. Active Learn. Go to https://www.pearsonactivelearn.com/app/Home Your username is your Regis School email. Your password is Tr5Reset22 Complete set tasks. |