

YEAR 9		Weeks commencing 20 th and 27 th June 2022
Subject	Lesson and Resources	Notes / Extension Task
CORE SUBJECTS		
ENGLISH	<p>From 6th June until the end of term - Click on the link below and follow the instructions:</p> <p><u>Year 9 - Homework booklet - Summer 2</u></p>	
MATHS	<p><u>Lesson 1</u> Surface Area of Cubes and Cuboids Sparx: U767 <u>Surface Area of Cuboids</u> Surface Area of Prisms Sparx: U359</p> <p><u>Lesson 2</u> Surface Area of Cylinders Sparx: U464 <u>Surface Area of Cylinders</u></p> <p><u>Lesson 3</u> <u>Mixed Surface Area Practice</u> <u>ANSWERS</u></p> <p><u>Lesson 4</u> Column Vectors Sparx: U632 Adding and Subtracting Vectors Sparx: U903 Multiplying Column Vectors Sparx: U564</p> <p><u>Lesson 5</u> <u>Column Vectors Mixed Practice</u> <u>Vectors - Extension Questions</u> <u>Vectors - Extension ANSWERS</u></p> <p><u>Lesson 6</u> Geometric Problems Vectors Sparx: U781</p>	<p><u>Sparx - How to Use</u></p> <p>For each lesson, log into SparxMaths and use Independent Learning to search for the Topic code. You will need to complete the task, using the videos to help you.</p> <p>When you have done this, click on the link to complete additional practice questions</p> <p>Extension tasks: Continue to revise for your End of Year Assessment using the revision list uploaded to Arbor.</p>

SCIENCE MSS	B1 Cells L1 https://classroom.thenational.academy/lessons/prokaryotic-and-eukaryotic-cells-6cr6ae	
	Comparing Cells https://classroom.thenational.academy/lessons/comparing-of-cells-6dj62r	
	Orders of magnitude https://classroom.thenational.academy/lessons/order-of-magnitude-calculations-75k34d	
SCIENCE KSC	C1 L1 Atoms, elements and compounds https://classroom.thenational.academy/lessons/atoms-elements-and-compounds-6cv3ge	
	Chemical Formulae https://classroom.thenational.academy/lessons/chemical-formulae-and-conservation-of-mass-6ngk4c	

YEAR 9

Weeks commencing 20th and 27th June 2022

Subject

Lesson and Resources

Notes / Extension Task

FOUNDATION SUBJECTS

ART

For the next week we are working on flowing illustrations based on **the artwork Lucy McLauchlan**.
Research the artist, write 3 facts about the artist and 3 facts about her work, use full sentences.

Spend the rest of the time of this lesson copying 1 detailed drawing with black fineliner, black pen, sharpie, etc..


Consider the following:

- Draw what you can see as big as you can within the page.
- Focus on getting the flowing lines well and accurate faces.
- Add your name, surname and class code to your artistic sketch drawings.
- Keep the drawings safe and bring them to school on your return.



Note: If you are UNSURE at any point, please contact Mrs Palomino with any questions and further guidance.

DRAMA

 [KS3 Drama at Home Programme.docx](#)

Please select and complete one of the 6 task from the grid by following the links provided.

Extension Task: Complete another task from the grid

FRENCH

Here are the topics that we are studying this term:

The French speaking world (towns in France)

- Where I live and what you can do
- Now and before
- Comparing places to live in the world
- Environment

Revise these topics here on BBC Bitesize:

Notes:

1. Watch the video on Bitesize and complete the activities.
2. Make a note of any new words in French and English
3. Then go to Quizlet and revise the vocabulary set.
4. Write a short paragraph (50 words) about the topic. Use opinions, past tense and future tense. Revise writing it out from memory – ask someone at home to test you if possible!

Quizlet - Join your Year 9 French group here:

9P/FR2 (Mrs Tapp) - <https://quizlet.com/join/Rg2vmcmrY>




9Q/FR1 - <https://quizlet.com/join/TQqnvppap>

[My Local Area](#)
[Town, region and country](#)
[The environment](#)

All revision resources are in this folder on the Student (P) Drive: [CLICK HERE](#)

9P/FR1 - <https://quizlet.com/join/9T67tWNAR>
9R/FR1 - <https://quizlet.com/join/RQNvgvUWJ>
9S/FR1 –
<https://quizlet.com/join/vmFEjMgS3>

1. Active Learn. Go to <https://www.pearsonactivelearn.com/app/Home>
Your username is your Regis School email.
Your password is Tr5Reset20
Complete set tasks.

<p>HISTORY</p>	<p>Click on the link below. Open lessons 3 and 4 . Watch the video and complete the tasks as instructed.</p> <p>https://classroom.thenational.academy/units/the-cold-war-superpower-relations-from-1941-1991-d369</p>	
<p>IT</p>	<p>https://regisschool.sharepoint.com/sites/studentshare/Documents/Subjects/Computing/2021 22/Year 9/Year 9 IT Continuation of Learning</p>	<p>Notes:</p> <ol style="list-style-type: none"> 1.Open the document from The student P:drive. Click on link. 2. Open the powerpoint Watch the video link. 3.Write notes on slides 8 - 12 (1-7 was last lesson – complete these as well if you didn’t finish them last lesson) 4. Open and complete the attached worksheet – (Btec It Operating systems and User interfaces worksheet). Add your mini test score to the end. <p>Extension task: IDEA award badges. See Arbor for homework.</p>
<p>MUSIC</p>	<p>Soundtracks</p>	<p>Students to complete the worksheet on soundtracks located:</p> <p> continuity of learning</p>
<p>PHYSICAL EDUCATION</p>	<p> Stay at Home Sport Booklet.docx</p>	<p>Please open the link to the PE home learning booklet found opposite. It is full of great activities that you can complete from home, linked to a wide range of sports.</p>
<p>PRODUCT DESIGN</p>	<p>Lesson 1 + 2 - Environmental Impact Watch the following video clips about your impact on the environment. Complete the Questions in the attached PowerPoint</p> <p>https://www.youtube.com/watch?v=5eTCZ9L834s https://www.youtube.com/watch?v=RoIpCJwX7-M https://www.youtube.com/watch?v=6xINyWppB8</p> <p> Impact launch lesson.pptx</p>	<p>A device for watching You Tube needed</p>

<p>RELIGIOUS STUDIES</p>	<p>Lesson 1 : Giving to the Poor https://classroom.thenational.academy/lessons/giving-money-to-the-poor-cthk6e</p>	<p>Notes:</p> <ol style="list-style-type: none"> 1. Open the link and complete the lesson, pause the video as and when needed. <p>Extension task: Open the link and complete the lesson, pause the video as and when needed: https://classroom.thenational.academy/lessons/poverty-and-its-causes-71jp2d</p>
<p>SPANISH</p>	<p>Here are the topics that we are studying this term:</p> <p>The Spanish speaking world (towns in Spain)</p> <ul style="list-style-type: none"> - Where I live and what you can do - Now and before - Comparing places to live in the world - Environment <p>Revise these topics here on BBC Bitesize:</p> <p>My local area The environment Spanish customs, festivals and celebrations</p> <p>All revision resources are in this folder on the Student (P) Drive: CLICK HERE</p>	<p>Notes:</p> <ol style="list-style-type: none"> 1. Watch the video on Bitesize and complete the activities. 2. Make a note of any new words in Spanish and English 3. Then go to Quizlet and revise the vocabulary set. 4. Write a short paragraph (50 words) about the topic. Use opinions, past tense and future tense. Revise writing it out from memory – ask someone at home to test you if possible! <p>Quizlet - Join your Year 9 Spanish group here: 9P/SH1 (Mrs Routley) - https://quizlet.com/join/3FunMEBwW 9Q/SH1 (Mrs Tapp) - https://quizlet.com/join/YxYZbVvFq 9R/SH1 (Mrs Tapp) - https://quizlet.com/join/8V6aAdCkM 9R/SH2 (Mrs Routley) - https://quizlet.com/join/Ewd27pAJj 9S/SH1 (Mrs Tapp) - https://quizlet.com/join/NZRKB4KYJ</p> <ol style="list-style-type: none"> 1. Active Learn. Go to https://www.pearsonactivelearn.com/app/Home Your username is your Regis School email. Your password is Tr5Reset20 Complete set tasks.