

The UCAS journey at The Regis Sixth Form



UCAS

Higher Education – Why Go?

Graduates **earn more** than non-graduates

On average approx. £24,000

They not only gain an in-depth knowledge of their chosen subject but also develop transferrable employability skills such as communication, presentation, team work and problem solving skills.

Higher Education – Why Go?

They will gain an internationally recognised qualification

Degrees make them **more employable in many different fields**. In fact, for some jobs, you **need** a degree.
E.g. medicine, nursing, architecture and pharmacy.

Higher Education – Why Go?

It is a great opportunity to broaden their horizons and try out new interests.

University can help build self-confidence and independence.

They choose what they want to study!

Which University, Which Course?

How many HE providers are there in the UK?

How many different courses do you think there are in the UK?

What do they need to consider when looking at university and course options?

Higher Education

There are over **37,000** courses and **395** providers in the UK.

Many different routes available including:

Foundation Degrees

Joint/Combined Courses

Sandwich/Placement Courses

Degree Apprenticeships

You can:

Continue a current subject

Develop a personal interest

Start something completely new



Year 12

Summer Challenge

UNI FROG:

All students have a log in to help them research their initial interests.

This will help them decide whether they would prefer a University course or an apprenticeship. They can research their courses once they have some ideas and start to look at where is best for them.

UCAS:

All students have a log in.

We have asked them to familiarise themselves with the site.

They can complete further research on courses on here.

There are some great 'how to' guides.

OPEN DAYS:

We encourage students to visit University open days.

PERSONAL STATEMENT CONTENT:

We asked students to complete some volunteering.

Complete some further reading in your area of interest.

Research

There are a number of things applicants must consider when researching Universities, such as:

- Ensuring it is a subject they enjoy – investing time, money, and effort.
- Do they have the correct entry grades, including GCSE's?
- Ensuring it is right for their career path – check with employers and check graduate jobs.
- Location – city/rural, transport links, accommodation, shops.
- Location- city vs campus?
- Extra curricular activities?
- Finances? Cost of living?

Choosing the right course

How is the course taught?

- Most courses combine lectures, seminars, tutorials, and practicals. They should research this.
- They should think about their preferred learning styles – structured teaching or more time completing research?
- How much group work will be done in seminars?
- How many lectures are there?
- Who are the tutors?
- What subject areas do tutors specialise in?

Universities use a whole range of assessment methods including exams, project work, presentations (individual or in groups), practical assessment, and dissertations.

Choosing the right course

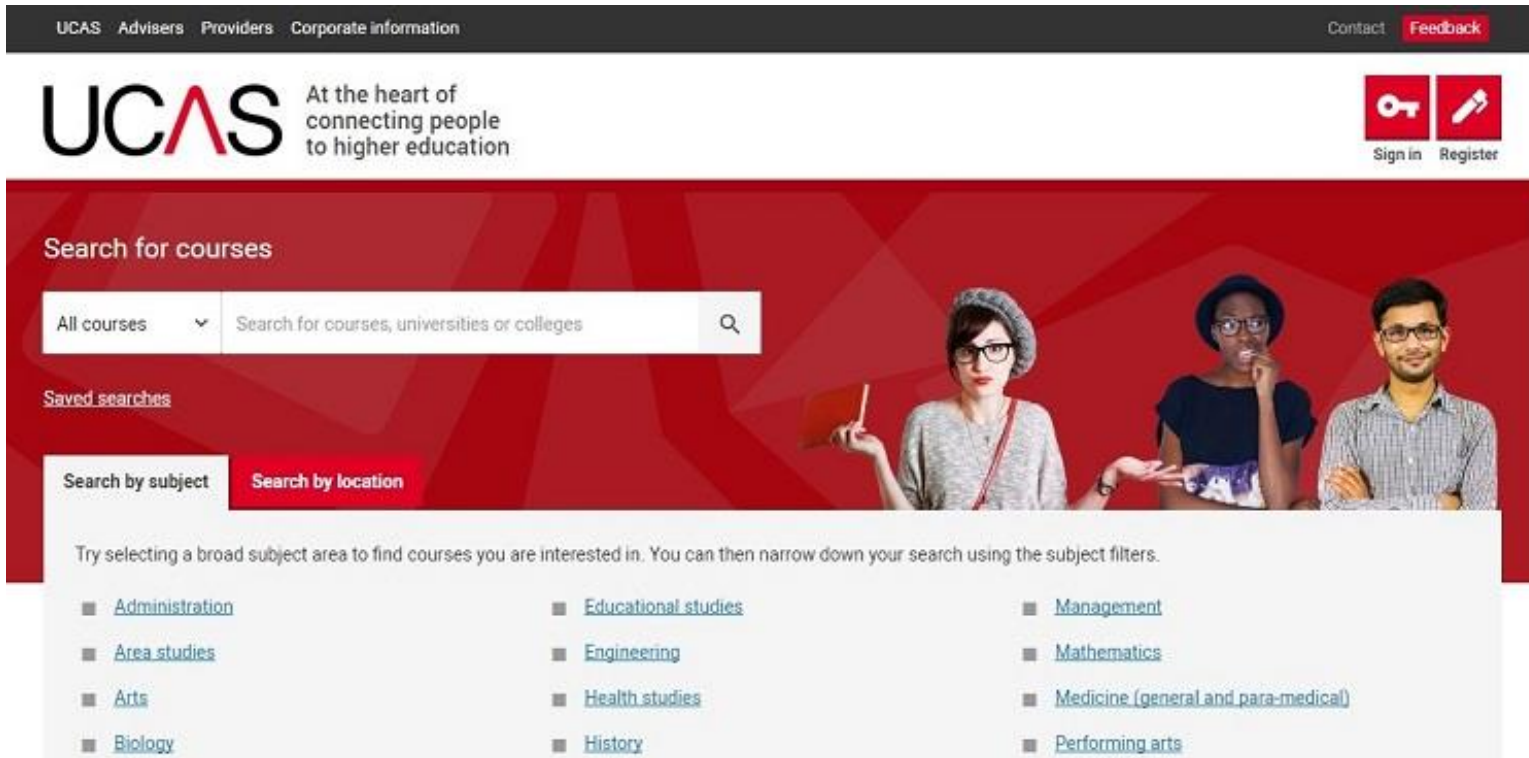
Course subject area	% time in lectures / seminars – ranges from	
Business	12%	44%
Engineering	19%	36%
History	12%	26%
Law	14%	39%
Physics	20%	45%
Psychology	13%	28%

Course subject area	Lowest % coursework	Highest percentage coursework
Computing	47%	91%
Engineering	10%	74%
English	34%	86%
Law	16%	60%
Physics	22%	72%
French	21%	82%

Support in our Sixth Form

Mrs Potter: Sixth Form Administrator and student
UCAS advisor

Tuesday Tutor Sessions: UniFrog and UCAS



The screenshot shows the UCAS website. At the top, there is a navigation bar with links for 'UCAS', 'Advisers', 'Providers', and 'Corporate information'. On the right, there are links for 'Contact' and 'Feedback'. The main header features the UCAS logo with the tagline 'At the heart of connecting people to higher education'. Below the header, there is a search bar labeled 'Search for courses' with a dropdown menu set to 'All courses' and a search button. To the left of the search bar, there is a section for 'Saved searches'. Below the search bar, there are two tabs: 'Search by subject' and 'Search by location'. The 'Search by subject' tab is active, showing a list of subject areas: Administration, Area studies, Arts, Biology, Educational studies, Engineering, Health studies, History, Management, Mathematics, Medicine (general and para-medical), and Performing arts. The background of the search bar area features a red geometric pattern and a photo of three students.

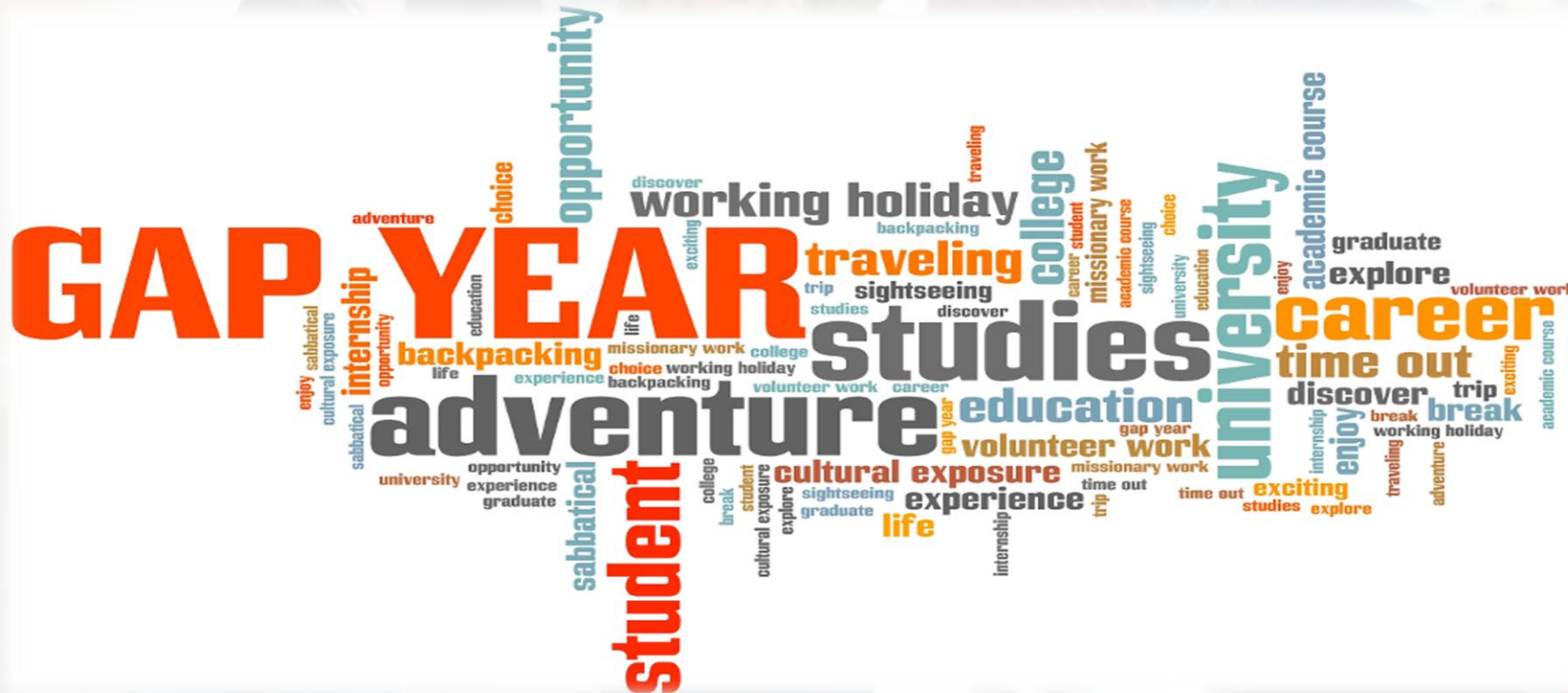
STUDENTS



**ONE-STOP-SHOP
FOR GETTING IN**
SIGN IN AT WWW.UNIFROG.ORG

Gap Year?

- Make it worth while, ensure it has a purpose.
- Many organisations, many opportunities
- Universities do value Gap Years



UCAS Apply



UCAS

Key facts

- Application is entirely online.
- Maximum of five choices.
- Some choice restrictions:
 - medicine, veterinary science, dentistry (maximum of four)
 - Oxford **or** Cambridge
- Simple application cost:
 - one choice – £20
 - two to five choices – £25

When to apply

23 May

Apply 2019 available for applicants

6 September

First day for receipt of applications

15 October

Medicine, veterinary science, and dentistry
Oxford **or** Cambridge

15 January

Equal consideration application deadline

24 March

Some art and design courses

30 June

Last date for applications before Clearing

The Regis School Time-line

September Tuesday Tutor Sessions	Course choice and personal statement support from tutors.
27th September 2019	Personal Statement first drafts completed and given to tutors to mark.
27th September 2019	Subject references completed and given to tutors.
15th October 2019	Deadline for all Oxbridge and medical applications. <u>These will be fast tracked and completed by Mrs Potter and Mrs James.</u>
OCTOBER HALF TERM	Personal statements complete!
4th November 2019	Tutors complete first draft of student references, ready to be shared with Mrs James.
30th November 2019	UCAS applications complete and ready for submission.
15th January 2020	Deadline for all UCAS applications to be submitted.

Completing the UCAS application

The screenshot shows the UCAS 2017 'apply' website. At the top, there's a red banner with '2017 apply' and 'Welcome'. A sidebar on the left lists application sections with checkboxes: Personal details (checked), Additional information (checked), Student finance (checked), Choices (checked), Education (checked), Employment (checked), Statement (in progress), View all details (checked), Pay/Send (unchecked), Help, and Options/Opstynau. The main content area shows a 'Welcome' message to 'Samantha', her Personal ID '125-671-8402', and a video player for 'Apply 2017' guidance. Below the video, there's a key indicating 'Completed' (checked), 'In progress' (dotted), and 'Not started' (empty). A list of links for further information is provided at the bottom.

UCAS 2017 apply Welcome

Personal details ☒
Additional information ☒
Student finance ☒
Choices ☒
Education ☒
Employment ☒
Statement ☐
View all details ☒
Pay/Send ☐
Help
Options/Opstynau

Welcome Samantha,
Your Personal ID is: **125-671-8402**.
Please make a note of this number and keep it handy. You will need to quote this number if you call our Customer Contact Centre.

Need guidance? Watch the video advice below [hide video].

Apply 2017
Register: (00:17)
Log in: (00:11)
> Personal details: (00:59)
Additional information: (01:22)
Choices: (01:22)
Education: (01:42)
Employment details: (01:15)
Personal statement: (02:11)
Reference: (02:25)
View all details: (02:46)
Pay and send your application: (03:00)

(Unable to view videos here? You can watch them at www.ucas.com/connect/videos instead)

Before starting your application, please read through the relevant information below regarding:

- [completing your application](#)
- [applicants applying through a school, college or organisation](#)
- [applicants applying as an individual](#)
- [deadlines for submitting your application](#)

Six sections to complete:

1. Personal details
2. Additional information
3. Choices
4. Education
5. Employment
6. Personal statement

↓
Tutor adds reference

↓
UCAS → Universities/colleges

Completing the UCAS application

The screenshot shows the UCAS 2017 'apply' website. At the top, there's a red banner with '2017 apply' and 'Welcome'. A navigation menu on the left lists sections: Welcome, Personal details, Additional information, Student finance, Choices, Education, Employment, Statement, View all details, Pay/Send, Help, and Options/Opstynau. A progress bar indicates that 'Personal details' through 'Statement' are completed, while 'Pay/Send' is not started. The main content area welcomes 'Samantha' and provides her Personal ID: 125-671-8402. It includes a video player for 'Apply 2017' with a timeline of sections and a key at the bottom explaining the progress bar symbols.

UCAS

Contact us | [Help](#) | Print page

2017 apply Welcome <Log out

Welcome

Welcome Samantha,

Your Personal ID is: **125-671-8402**.

Please make a note of this number and keep it handy. You will need to quote this number if you call our Customer Contact Centre.

Need guidance? Watch the video advice below [\[hide video\]](#).

Apply 2017

Register: (00:17)
Log in: (00:11)
> Personal details: (00:59)
Additional information: (01:22)
Choices: (01:22)
Education: (01:42)
Employment details: (01:15)
Personal statement: (02:11)
Reference: (02:25)
View all details: (02:46)
Pay and send your application: (03:00)

Key

- ☒ Completed
- ☐ In progress
- ☐ Not started
- [?](#) Help

(Unable to view videos here? You can watch them at www.ucas.com/connect/videos instead)

Before starting your application, please read through the relevant information below regarding:

- [completing your application](#)
- [applicants applying through a school, college or organisation](#)
- [applicants applying as an individual](#)
- [deadlines for submitting your application](#)

Six sections to complete:

1. Personal details
2. Additional information
3. Choices
4. Education
5. Employment

Personal Statements

Tutor adds reference





UCAS → Universities/colleges


Personal Statements


- Length – up to 4,000 characters or 47 lines of text (including spaces and blank lines)
- Make sure you don't copy – our software detects any similarities and this could jeopardise your application

Guidance




Home


Create


Advice


Need to write your personal statement?

Not sure where to start?

Your personal statement is your chance to describe the ambitions, skills and experience that will make you right for your choices. We've developed this tool to get you thinking about what to include.

[Get started >](#)

Please view this web app in either Google Chrome, Mozilla Firefox, Safari or Internet Explorer 10 and above.



Copyright © UCAS, New Barn Lane, Cheltenham, Gloucestershire, GL52 3LZ. Company registration 2839815

Points to remember

- They will need a strong opening paragraph which shows excitement, understanding and reasons for studying the course.
- Their research into the course will help them link their skills, qualities and interests.
- 80% academic, 20% extra curricular.
- Be honest- they are likely to be found out if they are not!
- It will take time- they will need to draft, redraft, and proof read.

Most common opening lines

1. From a young age, I have (always) been [interested in/fascinated by]... [1,779]
2. For as long as I can remember, I have... [1,451]
3. I am applying for this course because... [1,370]
4. I have always been interested in... [927]
5. Throughout my life, I have always enjoyed... [310]
6. Reflecting on my educational experiences... [257]
7. Nursing is a very challenging and demanding [career/course]... [211]
8. Academically, I have always been... [168]
9. I have always wanted to pursue a career in... [160]
10. I have always been passionate about... [160]

Encourage good habits

Get into the habit of being ~~very~~ critical with the ~~number of~~ words you use ~~in each sentence~~. Once you have written something, ~~go back and~~ decide if ~~each and~~ every word ~~you recently wrote~~ deserves to be there.

Decisions



Decisions

Universities and colleges will review the:

- personal statement
- reference
- qualifications
- admissions test result
- interview
- portfolio
- audition

They'll get one of three decisions:

- **unconditional** offer
- **conditional** offer
- **unsuccessful**

Decisions

Some institutions may give grade offers e.g. AAB, BBC or, ABC.

Some institutions may specify a particular grade in a particular subject e.g. ABC (with A in History)

Some institutions may ask for a certain number of points.

Grade	UCAS Points
A*	56
A	48
B	40
C	32
D	24
E	16

Applicant replies

Wait for all decisions from all choices, then they can choose one:

- **firm** – if all conditions are met, where they will be **placed**
- **insurance** – usually lower conditions in case firm conditions are not met

Any other offers must be **declined**.

They don't have to have an **insurance**.

Track

English [Cymraeg](#)

Hello Rebecca Chen

[Log out](#)

UCAS

Track

Your choices

[Your application](#)

[Your details](#)

[Help](#)

[Contact us](#)

Welcome back Rebecca

Today's date: 13 March 2013

Frequently asked questions

Waiting
for offers



**Reply to
your offers**



Waiting for
confirmation



Confirmation
of place

Your status

You've received offers from all
your choices.

Next steps

Reply to your offers
(by 6 June)

If you don't reply on time,
you'll lose your offers.

- [Lorem ipsum dolor sit amet](#)
- [Consectetuer adipiscing elit sed diam](#)
- [Nibh euismod tincidunt ut](#)
- [Laoreet dolore magna aliquam erat](#)
- [Ut wisi enim ad](#)
- [Minim veniam quis nostrud exerci](#)
- [Ullamcorper suscipit lobortis nisl](#)
- [Ut aliquip ex ea commodo](#)
- [Duis autem vel eum](#)

UCAS

More support and guidance

Visit www.ucas.com/advisers to:

- understand more about the application process
- access Apply for advisers
- download [guides and resources](#)
- access information on [training](#) and [conferences](#)
- access [Adviser Track](#) and [reports guidance](#)
- see examples of [applicant letters](#)

STUDENT FINANCE:

Government scheme

March

Visit their website for more information

The logo for Student Finance England, featuring the words "student finance" in a dark blue sans-serif font, with "england" in a lighter blue sans-serif font below it. A dark blue swoosh underline is positioned beneath the word "england".

student finance
england

Mrs James: Connie.James@theregisschool.co.uk

Mrs Potter: Susan.Potter@theregisschool.co.uk

The UCAS logo, consisting of the letters "UCAS" in a bold, black, sans-serif font. The letter "A" is stylized with a red triangle pointing upwards, integrated into the letter's structure.

UCAS

Ensuring Success

Experienced team.

Dedicated UCAS advisor available Monday-Thursday every week.

Largest number of successful applications last year!

Structured programme of support with dedicated tutors.